

SPECIFICATION

GRADE	'2'	'3'	'First Edition'
EXTERIOR DESIGN & LIGHTING			
16" Alloy Wheels (205/60R16)	●	-	-
18" Alloy Wheels (235/45R18)	-	●	●
High Gloss Black & Satin Chrome Radiator Grille	●	●	-
Dark Chrome & Satin Chrome Radiator Grille	-	-	●
Body Coloured Bumpers	●	●	●
Body Coloured Exterior Door Handles	●	●	●
Body Coloured Door Mirrors	●	●	-
High Gloss Black Door Mirrors	-	-	●
Body Coloured Side Sill Mouldings	●	●	●
Black wheel arch trims	●	●	●
Satin Chrome Window Surrounds	●	●	●
Roof Rails	●	●	●
Body Coloured Rear Spoiler	●	●	●
Tinted Glass	●	●	●
Privacy Glass (Rear Windows & Tailgate)	-	●	●
Panoramic Sunroof with Tilting / Sliding Function & Automatic Electric Roll Blind	-	-	●
LED Bi-Function Projection Headlights	●	●	●
LED Daytime Running Lights	●	●	●
Automatic Headlight Control	●	●	●
Projection Front Fog Lights	●	●	●
LED Rear Lights	●	●	●
LED Rear Fog Lights	●	●	●
LED High-mounted Brake Light	●	●	●
Rain Sensing Front Wipers	-	●	●
Wide-View Driver's Door Mirror	-	-	●
Electrically Adjustable & Heated Door Mirrors	●	-	-
Electrically Folding, Adjustable & Heated Door Mirrors with LED Indicators	-	●	●
Heated Rear Window with Timer	●	●	●
Standard Paint	●	●	-
Premium Paint	OPT	OPT	●

- = unavailable on grade | ● = standard on grade | OPT = optional on grade



The Power to Surprise

The All-New Kia

X C E E D

GRADE	'2'	'3'	'First Edition'
INTERIOR DESIGN & COMFORT			
Black 'Premium' Cloth Seat Trim	●	-	-
Black Cloth Seat Trim with Black Faux Leather Bolsters	-	●	-
Black Cloth and Faux Leather Seats with Yellow Detailing	-	-	●
Cloth Door Centre Trim	●	-	-
Faux Leather Door Centre Trim	-	●	●
Driver's Seat Height Adjuster	●	●	●
Front Passenger Seat Height Adjuster	-	●	●
Power Lumbar Support (Driver & Front Passenger)	-	●	●
Driver's Memory Seat	-	-	●
Heated Front Seats	-	●	●
Heated Outer Rear Seats	-	-	●
Tilt & Telescopic Steering Wheel Adjustment	●	●	●
Leather Trimmed Steering Wheel & Gearshift	●	●	●
Heated Steering Wheel	-	●	●
Manual Handbrake	●	-	-
Electronic Parking Brake (EPB)	-	●	●
Chrome Finish Interior Door Handles	●	●	●
Centre Console with Storage Box and Armrest	●	-	-
Centre Console with Storage Box and Sliding Armrest	-	●	●
Rear Centre Armrest with cupholders	●	●	●
Aluminium Pedals	-	-	●
Air Conditioning	●	-	-
Dual Automatic Air Conditioning	-	●	●
Automatic Defog System	-	●	●
Steering Wheel Mounted Controls	●	●	●
All-round Electric Windows with Front Auto Up & Down Function	●	-	-
All-round Electric Windows with Auto Up & Down Function	-	●	●
Cruise Control & Speed Limiter	●	●	MT Only
Smart Cruise Control with Stop & Go Functionality	-	-	DCT Only
Auto-dimming Rear-view Mirror	-	●	●
Sunvisors with Vanity Mirror Illumination (Driver & Front Passenger)	●	●	●
Remote Central Door Locking with Fold-away Key	●	-	-
Engine Start/Stop Button with Smart Entry System	-	●	●
Keyless Entry with Keyhole Illumination	●	-	-
Smart Power Tailgate	-	-	●

GRADE	'2'	'3'	'First Edition'
STORAGE, VERSATILITY & INTERIOR LIGHTING			
60:40 Split Folding Rear Seats	●	●	-
40:20:40 Split Folding Rear Seats with Remote Folding	-	-	●
2 x 12V Power Sockets (Front Centre Console)	●	-	-
USB Fast Charger (Front Centre Console)	-	●	●
Centre Console Cupholders	●	●	●
Front Seatback Pockets	●	●	●
Front & Rear Door Storage	●	●	●
Front Cabin Map Light with Sunglasses Case	●	●	-
Front Cabin LED Map Light with Sunglasses Case	-	-	●
Temporary Spare Wheel (Space Saver)	●	●	●
Luggage 12V Power Socket	●	●	●
Luggage Area Light	●	-	-
Personal LED Light	-	-	●
Luggage Area Parcel Shelf	●	●	●
Luggage Hooks	●	●	●
AUDIO, COMMUNICATION & INFORMATION			
6-speaker Audio System	●	●	-
8-Speaker JBL® Premium Sound System	-	-	●
DAB Radio	●	●	●
USB for Connection of a Media Device	●	●	●
Bluetooth® with Voice Recognition & Music Streaming*	●	●	●
Android Auto™ with Voice Control*	●	●	●
Apple CarPlay™ with Voice Control*	●	●	●
Wireless Mobile Phone Charger**	-	-	●
8" Colour Touchscreen Audio Display	●	-	-
10.25" Touchscreen Satellite Navigation with Telematics	-	●	●
Kia Connected Services Featuring TomTom® Live**	-	●	●
Reversing Camera System with Dynamic Guidelines	●	●	●
Rear Parking Sensors**	-	●	-
Smart Park Assist System (SPAS) Parallel/Perpendicular with Front & Rear Parking Sensors**	-	-	●
3.5" Supervision Cluster Display	●	-	-
4.2" Supervision Colour Cluster Display	-	●	-
12.3" TFT Supervision Cluster Display	-	-	●
Trip Computer	●	●	●
Windscreen Washer Level Warning	●	●	●

*Please check with your dealer for mobile phone compatibility. Android Auto™ and Apple CarPlay™ via connectivity

**Parking Sensors may not match exterior body colour

GRADE	'2'	'3'	'First Edition'
ACTIVE SAFETY & DRIVING DYNAMICS			
Blind-Spot Collision Warning (BCW)	-	-	●
Lane Keeping Assist (LKAS)	●	●	●
Lane Following Assist (LFA)	-	-	DCT Only
High-Beam Assist (HBA)	●	●	●
Driver Attention Warning (DAW)	●	●	●
Forward Collision-Avoidance Assist (FCA) - City	●	●	●
Forward Collision-Avoidance Assist (FCA) - Pedestrian/Cyclist	OPT ^{ΔΔ}	MT STD DCT OPT	●
Speed Limit Information Function (SLIF)	●	●	-
Intelligent Speed Limit Information Function (ISLIF)	-	-	●
Electronic Stability Control (ESC) & Vehicle Stability Management (VSM)	●	●	●
ABS with Electronic Brakeforce Distribution (EBD) & Brake Assist System (BAS)	●	●	●
Hill-start Assist Control (HAC)	●	●	●
Tyre Pressure Monitoring System (TPMS)	●	●	●
Motor Driven Power Steering (MDPS)	●	●	●
Dual Horn	●	●	●
Drive Mode Select (Normal & Sport)	-	DCT Only	DCT Only
Intelligent Stop & Go (ISG)	●	●	●
PASSIVE SAFETY			
Twin Front Airbags	●	●	●
Front Passenger Airbag Cut-off Switch	●	●	●
Twin Side Airbags (Front)	●	●	●
Twin Curtain Airbags	●	●	●
All-round Height Adjustable Headrests	●	●	●
ISOFIX Child Seat Top Tethers & Anchor Fixings	●	●	●
All-round 3-point Seatbelts	●	●	●
Front Seatbelt Height Adjusters	●	●	●
Seatbelt Reminder Warning	●	●	●
Impact Sensing Auto Door Unlocking	●	●	●
SECURITY			
Alarm System	●	●	●
Locking Wheel Nuts	●	●	●
Engine Immobiliser & Deadlocks	●	●	●
Child Safety Rear Door Locks	●	●	●

TECHNICAL SPECIFICATION

Engine	Petrol			Diesel	
	1.0 T-GDi ISG (118 BHP)	1.4 T-GDi ISG (138 BHP)	1.4 T-GDi ISG (138 BHP)	1.6 CRDi ISG (114 BHP)	1.6 CRDi ISG (134 BHP)
DRIVETRAIN					
Cubic capacity	998	1,353	1,353	1,598	1,598
Max. power, bhp at rpm	118 / 6000	138 / 6000	138 / 6000	114 / 4000	134/4000
Max. torque, Nm at rpm	172 / 4000	242 / 1,500 - 3,200	242 / 1,500 - 3,200	280 / 1,500 - 2,750	280/ 1,500 - 3,000
6 speed Manual	●	●	-	●	●
7 speed auto dual-clutch transmission (DCT)	-	-	●	-	-
GEAR RATIOS					
1st	3.769	3.615	3.929	3.636	3.636
2nd	2.045	1.962	2.318	1.962	1.962
3rd	1.286	1.257	2.043	1.189	1.189
4th	0.971	0.951	1.070	0.844	0.844
5th	0.774	0.778	0.822	0.702	0.702
6th	0.639	0.633	0.884	0.596	0.596
7th	-	-	0.721	-	-
Reverse	3.700	3.583	5.304	3.583	3.583
Final Gear Ratio	4.563	4.467	FGR 1/2: 4.643 FGR 3: 3.421 FGR 4/5: 4.643 FGR 6/7/reverse: 3.421	3.706	4.188

SUSPENSION & TYRES

Front suspension	Dual Macpherson strut			Dual Macpherson strut	
Rear suspension	Multi link			Multi link	
16" tyres	205/60 R16	-	-	205/60 R16	-
18" tyres	235/45 R18	235/45 R18	235/45 R18	235/45 R18	235/45 R18

DIMENSIONS (mm)



Engine	Petrol			Diesel	
	1.0 T-GDI ISG (118 BHP)	1.4 T-GDI ISG (138 BHP)	1.6 T-GDI ISG (201 BHP)	1.6 CRDi ISG (114 BHP)	1.6 CRDi ISG (134 BHP)
FUEL & SCR					
Fuel Type	Petrol	Petrol	Petrol	Diesel	Diesel
Fuel tank capacity, litres	50	50	50	50	50
Selective Catalytic Reduction (SCR)	-	-	-	●	●
SCR tank capacity, litres	-	-	-	12	12

REGULATED EMISSIONS

Carbon Monoxide (mg/km)	154.1	246.6	265.1	106.7	134.6
Total Hydrocarbons (mg/km)	13.0	19.0	24.0	-	-
Nitrogen Oxide (mg/km)	16.0	21.8	25.7	46.6	48.2
Total Hydrocarbons + Nitrogen Oxide (mg/km)	-	-	-	80.4	77.6
Particulate Matter (mg/km)	0.44	0.07	0.11	0.33	0.4

NEDC 2.0 FUEL CONSUMPTION, EMISSIONS AND PERFORMANCE INFORMATION

16" Wheel '2' Grade (incl ADAP)	Maximum speed (mph)	115	-	-	118	-
	Acceleration 0-60 mph (seconds)	10.9	-	-	11.0	-
	Urban drive cycle MPG (l/100km)	43.5 (6.5)	-	-	62.8 (4.5)	-
	Extra Urban drive cycle MPG (l/100km)	58.9 (4.8)	-	-	74.3 (3.8)	-
	Combined drive cycle MPG (l/100km)	52.3 (5.4)	-	-	68.9 (4.1)	-
	Regulated Emission Standard	EURO 6D TEMP EVAP	-	-	EURO 6D TEMP EVAP	-
Carbon Dioxide (CO ₂) Emissions (g/km)	124	-	-	109	-	
18" Wheel '3' Grade (inc ADAP)	Maximum speed (mph)	115	124	124	-	122
	Acceleration 0-60 mph (seconds)	10.9	9.1	9.2	-	10.2
	Urban drive cycle MPG (l/100km)	42.2 (6.7)	37.7 (7.5)	41.5 (6.8)	-	57.6 (4.9)
	Extra Urban drive cycle MPG (l/100km)	56.5 (5.0)	52.3 (5.4)	53.3 (5.3)	-	68.9 (4.1)
	Combined drive cycle MPG (l/100km)	50.4 (5.6)	45.6 (6.2)	47.9 (5.9)	-	64.2 (4.4)
	Regulated Emission Standard	EURO 6D TEMP EVAP	EURO 6D TEMP EVAP	EURO 6D TEMP EVAP	-	EURO 6D TEMP EVAP
Carbon Dioxide (CO ₂) Emissions (g/km)	129	142	134	-	116	
18" Wheel First Edition	Maximum speed (mph)	-	124	124	-	-
	Acceleration 0-60 mph (seconds)	-	9.1	9.2	-	-
	Urban drive cycle MPG (l/100km)	-	37.7 (7.5)	41.5 (6.8)	-	-
	Extra Urban drive cycle MPG (l/100km)	-	52.3 (5.4)	53.3 (5.3)	-	-
	Combined drive cycle MPG (l/100km)	-	45.6 (6.2)	47.9 (5.9)	-	-
	Regulated Emission Standard	-	EURO 6D TEMP EVAP	EURO 6D TEMP EVAP	-	-
Carbon Dioxide (CO ₂) Emissions (g/km)	-	142	134	-	-	

WLTP FUEL CONSUMPTION, EMISSIONS AND PERFORMANCE INFORMATION

16" Wheel '2' Grade (incl ADAP)	Fuel Consumption - Low MPG (l/100km)	36.2 (7.8)	-	-	44.1 (6.4)	-
	Fuel Consumption - Medium MPG (l/100km)	49.6 (5.7)	-	-	57.6 (4.9)	-
	Fuel Consumption - High MPG (l/100km)	54.3 (5.2)	-	-	61.4 (4.6)	-
	Fuel Consumption - Extra High MPG (l/100km)	42.8 (6.6)	-	-	47.1 (6)	-
	Fuel Consumption - Combined MPG (l/100km)	45.6 (6.2)	-	-	52.3 (5.4)	-
	Regulated Emission Standard	EURO 6D TEMP EVAP	-	-	EURO 6D TEMP EVAP	-
Carbon Dioxide (CO ₂) Emissions (g/km)	140	-	-	141	-	

Engine	Petrol			Diesel		
	1.0 T-GDI ISG (118 BHP)	1.4 T-GDI ISG (138 BHP)	1.6 T-GDI ISG (201 BHP)	1.6 CRDi ISG (114 BHP)	1.6 CRDi ISG (134 BHP)	
WLTP FUEL CONSUMPTION, EMISSIONS AND PERFORMANCE INFORMATION						
18" Wheel '3' Grade (inc ADAP)	Fuel Consumption - Low MPG (l/100km)	35.8 (7.9)	34.9 (8.1)	32.1 (8.8)	-	48.7 (5.8)
	Fuel Consumption - Medium MPG (l/100km)	47.1 (6)	45.6 (6.2)	42.8 (6.6)	-	61.4 (4.6)
	Fuel Consumption - High MPG (l/100km)	51.4 (5.5)	50.4 (5.6)	47.9 (5.9)	-	61.4 (4.6)
	Fuel Consumption - Extra High MPG (l/100km)	40.9 (6.9)	39.8 (7.1)	39.2 (7.2)	-	47.1 (6.0)
	Fuel Consumption - Combined MPG (l/100km)	44.1 (6.4)	42.8 (6.6)	40.9 (6.9)	-	53.3 (5.3)
	Regulated Emission Standard	EURO 6D TEMP EVAP	EURO 6D TEMP EVAP	EURO 6D TEMP EVAP	-	EURO 6D TEMP EVAP
18" Wheel First Edition	Carbon Dioxide (CO ₂) Emissions (g/km)	146	150	156	-	138
	Fuel Consumption - Low MPG (l/100km)	-	34.4 (8.2)	31.4 (9.0)	-	-
	Fuel Consumption - Medium MPG (l/100km)	-	44.8 (6.3)	42.2 (6.7)	-	-
	Fuel Consumption - High MPG (l/100km)	-	50.4 (5.6)	47.1 (6.0)	-	-
	Fuel Consumption - Extra High MPG (l/100km)	-	39.2 (7.2)	38.7 (7.3)	-	-
	Fuel Consumption - Combined MPG (l/100km)	-	42.8 (6.6)	40.4 (7.0)	-	-
Regulated Emission Standard	-	EURO 6D TEMP EVAP	EURO 6D TEMP EVAP	-	-	
Carbon Dioxide (CO ₂) Emissions (g/km)	-	151	159	-	-	

VEHICLE WEIGHT & CAPACITY INFORMATION

Gross vehicle weight (kg)	1,820	1,840	1,860	1,900	1,900
Kerb weight (kg)	1,332	1,345	1,375	1,415	1,415
Gross train weight (kg)	3,020	2,840	2,860	3,100	3,100
Maximum braked trailer weight	1,200	1,000	1,000	1,200	1,200
Maximum tow ball weight (kg)	75	75	75	75	75
Luggage compartment capacity, rear seats upright, litres	426	426	426	426	426
Luggage compartment capacity, rear seats folded, litres	1,378	1,378	1,378	1,378	1,378

VEHICLE INSURANCE GROUPS

'2'	15E	-	-	16E	-
'3'	12E	16E	16E	-	15E
'First Edition'	-	18A	18A	-	-

SERVICE INTERVALS

	12 months / 10,000 miles, whichever comes sooner	12 months / 20,000 miles, whichever comes sooner
--	--	--

KIA WARRANTY

Over the years, Kia has become one of the most successful car manufacturers in Europe. The key to our success? We give our customers that little bit extra: better service by qualified technicians, regular product innovation and superior warranty coverage.






7 YEAR VEHICLE WARRANTY

Our high quality standards are what make superior warranty coverage possible: 3 years/ unlimited mileage and 4-7 years/100,000 mile manufacturer's warranty. For full warranty coverage including terms and exclusions please refer to your Kia dealer.

12 YEAR ANTI-PERFORATION WARRANTY

Your XCeed comes with a 12 year/ unlimited mileage anti-perforation warranty. An annual bodywork inspection is required, for which a charge may apply.

MODEL COMPARISON

EXTERIOR COLOURS	'2'	'3'	'First Edition'
Copper Stone (Standard)	●	●	-
Fusion White (Premium)	●	●	-
Phantom Black (Premium) (Standard on First Edition)	●	●	●
Dark Penta Metal (Premium)	●	●	-
Lunar Silver (Premium)	●	●	-
Infra Red (Premium)	●	●	-
Quantum Yellow (Premium) (Standard on First Edition)	-	-	●
INTERIOR TRIMS			
	Black 'Premium' Cloth	Black Cloth & Faux	Black Cloth/Black Faux Leather with yellow detailing
WHEEL DESIGNS			
	16" Alloy Wheels	18" Alloy Wheels	

Kia Motors (UK) Ltd
Walton Green
Walton-On-Thames
Surrey
KT12 1FJ
Freephone: 0333 202 2990
www.kia.com/uk

Images are for illustrative purposes only and may not be to UK specification. All information and illustrations are based on data available at the time of print (September 2019) and are subject to change without notice. Contact your local Kia dealer for current information. MPG figures are obtained from laboratory testing and intended for comparisons between vehicles and may not reflect real driving results.



The Power to Surprise